

# Nanopore Array Interactions Weak Dependence On Pore Length

DaVante Cain<sup>1</sup>

<sup>1</sup>University of California, Irvine

## Abstract

There has been a great amount of interest in nanopores as the basis for sensors and templates for preparation of biomimetic channels as well as model systems to understand transport properties at the nanoscale. The presence of surface charges on the pore walls has been shown to induce ion selectivity as well as enhance ionic conductance compared to uncharged pores. Here, using three-dimensional continuum modeling, we examine the role of length of charged nanopores as well as applied voltage for controlling ion selectivity and ionic conductance of single nanopores and small nanopore arrays. First, we present conditions where the ion current and ion selectivity of nanopores with homogeneous surface charges remain unchanged even if the pore length decreases by a factor of 6. This length-independent conductance is explained through the effect of ion concentration polarization (ICP) that modifies local ionic concentrations not only at the pore entrances but also in the pore in a voltage-dependent manner. We describe how voltage controls ion selectivity of nanopores with different lengths and present conditions when charged nanopores conduct less current than uncharged pores of the same geometrical characteristics. The manuscript provides different measures of the extent of the depletion zone induced by ICP in single pores and nanopore arrays including systems with ionic diodes. The modeling shown here will help design selective nanopores for a variety of applications where single nanopores and nanopore arrays are used

## Reference

### References

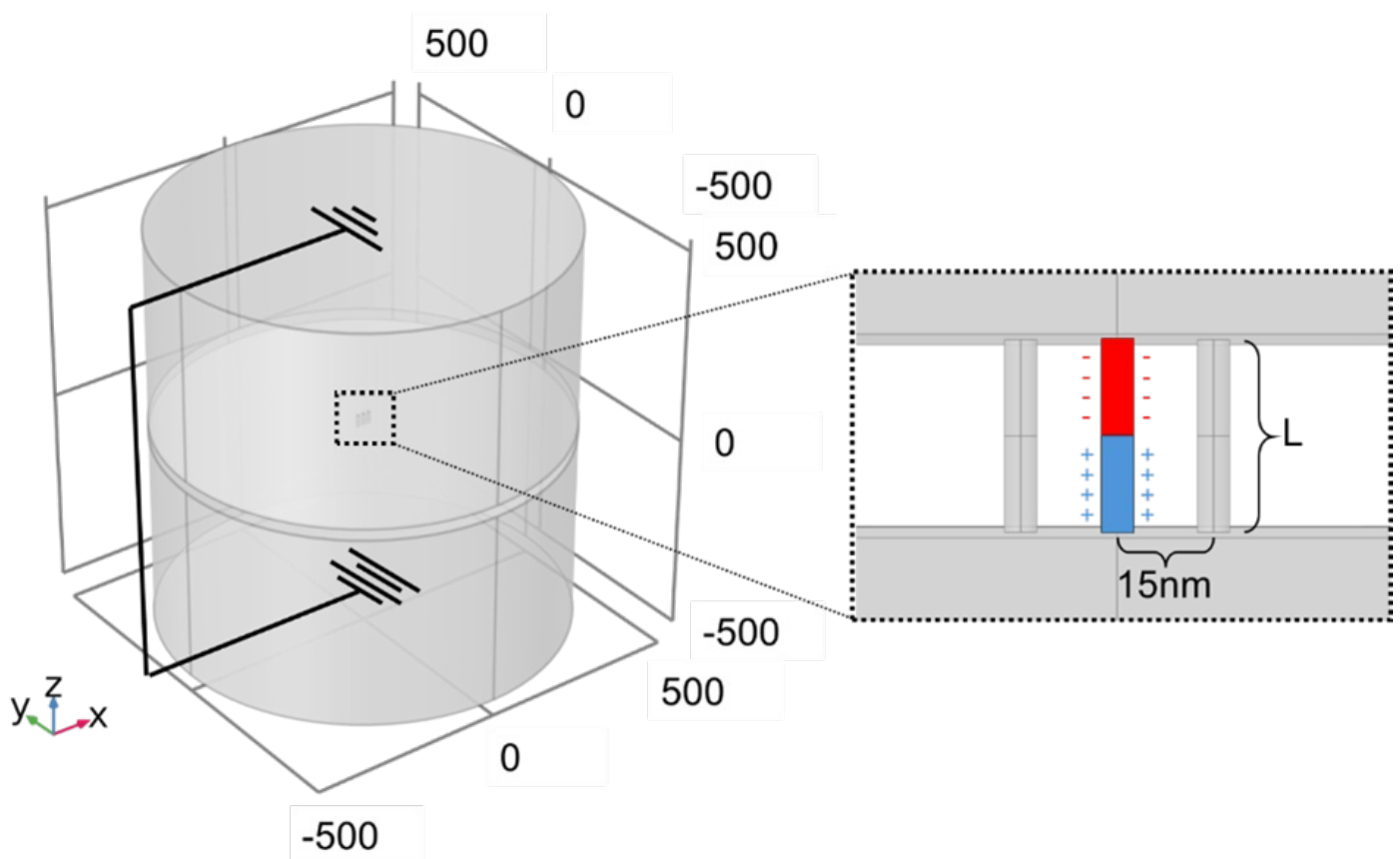
1. Schoch, R. B.; Han, J. Y.; Renaud, P., Transport phenomena in nanofluidics. *Rev Mod Phys* 2008, 80 (3), 839-883.
2. Daiguji, H.; Yang, P.; Majumdar, A., Ion Transport in Nanofluidic Channels. *Nano Lett* 2004, 4 (1), 137-142.
3. Stein, D.; Kruithof, M.; Dekker, C., Surface-charge-governed ion transport in nanofluidic channels. *Phys Rev Lett* 2004, 93 (3), 035901.
4. Plecis, A.; Schoch, R. B.; Renaud, P., Ionic transport phenomena in nanofluidics: Experimental and theoretical study of the exclusion-enrichment effect on a chip. *Nano Lett* 2005, 5 (6), 1147-1155.
5. Lee, C.; Joly, L.; Siria, A.; Biance, A.-L.; Fulcrand, R.; Bocquet, L., Large Apparent Electric Size of Solid-State Nanopores Due to Spatially Extended Surface Conduction. *Nano Lett* 2012, 12 (8), 4037-4044.
6. Green, Y., Ion transport in nanopores with highly overlapping electric double layers. *The Journal of Chemical Physics* 2021, 154 (8).
7. Su, S.; Zhang, Y.; Peng, S.; Guo, L.; Liu, Y.; Fu, E.; Yao, H.; Du, J.; Du, G.; Xue, J., Multifunctional graphene heterogeneous nanochannel with voltage-tunable ion selectivity. *Nat Commun* 2022, 13 (1), 4894.
8. Zhu, Z.; Wang, D.; Tian, Y.; Jiang, L., Ion/Molecule Transportation in Nanopores and Nanochannels: From Critical Principles to Diverse Functions. *J Am Chem Soc* 2019, 141 (22),

8658-8669.

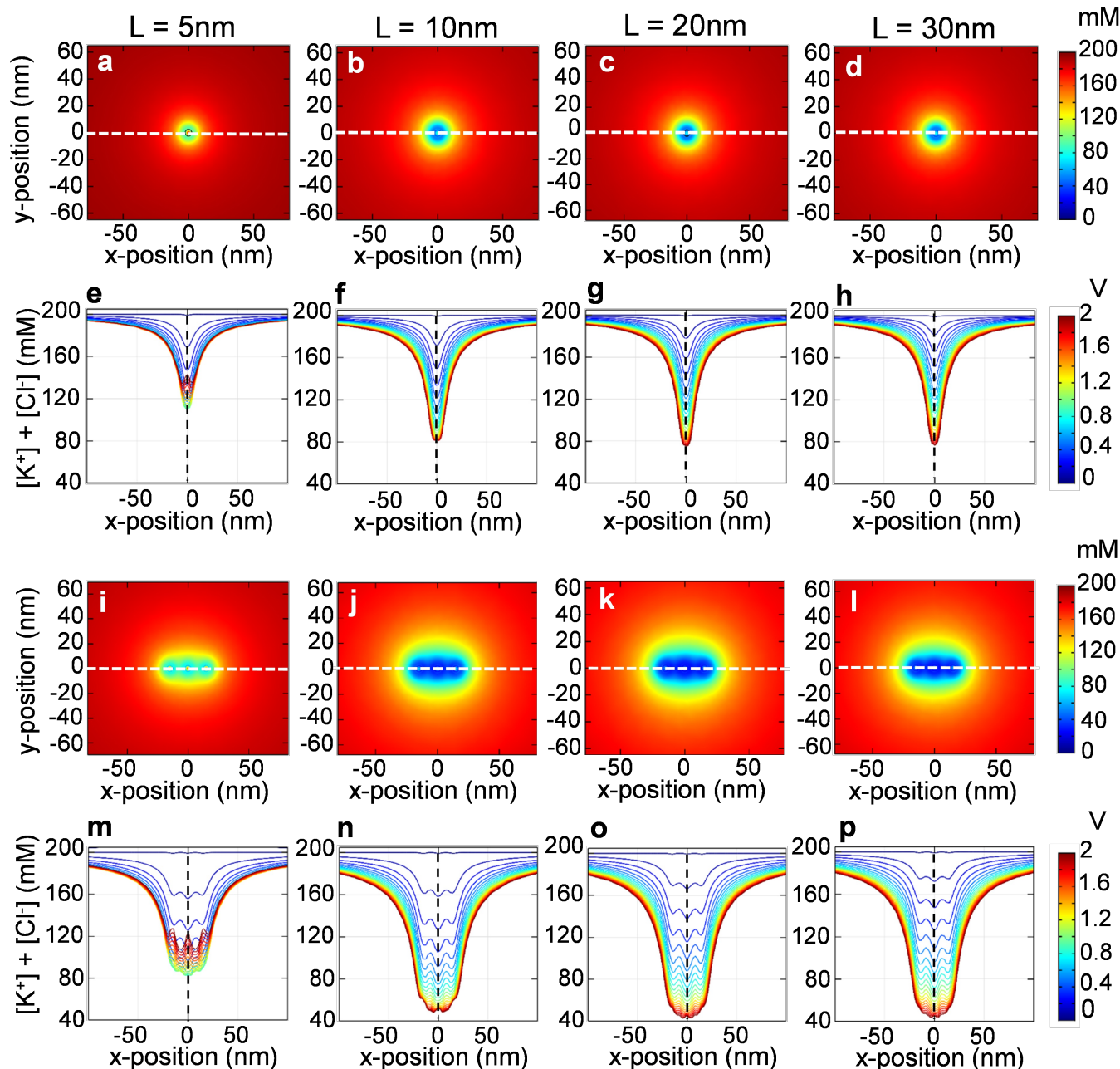
9. Zhang, S.; Wang, J.; Yaroshchuk, A.; Du, Q.; Xin, P.; Bruening, M. L.; Xia, F., Addressing Challenges in Ion-Selectivity Characterization in Nanopores. *J Am Chem Soc* 2024, 146 (16), 11036-11042.
10. Cao, L.; Wen, Q.; Feng, Y.; Ji, D.; Li, H.; Li, N.; Jiang, L.; Guo, W., On the Origin of Ion Selectivity in Ultrathin Nanopores: Insights for Membrane-Scale Osmotic Energy Conversion. *Adv Funct Mater* 2018, 28 (39), 1804189.
11. Ma, L.; Li, Z.; Yuan, Z.; Wang, H.; Huang, C.; Qiu, Y., High-performance nanofluidic osmotic power generation enabled by exterior surface charges under the natural salt gradient. *Journal of Power Sources* 2021, 492, 229637.
12. Vlassiouk, I.; Smirnov, S.; Siwy, Z., Ionic selectivity of single nanochannels. *Nano Lett* 2008, 8 (7), 1978-1985.
13. Feng, J. D.; Graf, M.; Liu, K.; Ovchinnikov, D.; Dumcenco, D.; Heiranian, M.; Nandigana, V.; Aluru, N. R.; Kis, A.; Radenovic, A., Single-layer MoS<sub>2</sub> nanopores as nanopower generators. *Nature* 2016, 536 (7615), 197-+.
14. Siria, A.; Poncharal, P.; Bianco, A. L.; Fulcrand, R.; Blase, X.; Purcell, S. T.; Bocquet, L., Giant osmotic energy conversion measured in a single transmembrane boron nitride nanotube. *Nature* 2013, 494 (7438), 455-8.
15. Tsutsui, M.; Hsu, W.-L.; Garoli, D.; Leong, I. W.; Yokota, K.; Daiguji, H.; Kawai, T., Gate-All-Around Nanopore Osmotic Power Generators. *Acs Nano* 2024, 18 (23), 15046-15054.
16. Zhang, Z.; Wen, L.; Jiang, L., Nanofluidics for osmotic energy conversion. *Nat Rev Mater* 2021, 6 (7), 622-639.
17. Zhang, Z.; He, L.; Zhu, C.; Qian, Y.; Wen, L.; Jiang, L., Improved osmotic energy conversion in heterogeneous membrane boosted by three-dimensional hydrogel interface. *Nat Commun* 2020, 11 (1), 875.
18. Xie, G. H.; Wen, L. P.; Jiang, L., Biomimetic smart nanochannels for power harvesting. *Nano Res* 2016, 9 (1), 59-71.
19. Wang, L.; Wang, Z.; Patel, S. K.; Lin, S.; Elimelech, M., Nanopore-Based Power Generation from Salinity Gradient: Why It Is Not Viable. *Acs Nano* 2021, 15 (3), 4093-4107.
20. Han, W.; Chen, X., A review: applications of ion transport in micro-nanofluidic systems based on ion concentration polarization. *Journal of Chemical Technology & Biotechnology* 2020, 95 (6), 1622-1631.
21. Green, Y.; Shloush, S.; Yossifon, G., Effect of geometry on concentration polarization in realistic heterogeneous permselective systems. *Phys Rev E* 2014, 89 (4), 043015.
22. Zangle, T. A.; Mani, A.; Santiago, J. G., Theory and experiments of concentration polarization and ion focusing at microchannel and nanochannel interfaces. *Chem Soc Rev* 2010, 39 (3), 1014-1035.
23. Freger, V., Selectivity and polarization in water channel membranes: lessons learned from polymeric membranes and CNTs. *Faraday Discuss* 2018, 209 (0), 371-388.
24. Siwy, Z. S.; Bruening, M. L.; Howorka, S., Nanopores: synergy from DNA sequencing to industrial filtration – small holes with big impact. *Chem Soc Rev* 2023, 52 (6), 1983-1994.
25. Siwy, Z. S.; Howorka, S., Engineered Voltage-Responsive Nanopores. *Chem. Soc. Rev.* 2010, 39, 1115.
26. Daiguji, H.; Oka, Y.; Shirono, K., Nanofluidic Diode and Bipolar Transistor. *Nano Lett.* 2005, 5, 2274.
27. Lucas, R. A.; Lin, C.-Y.; Baker, L. A.; Siwy, Z. S., Ionic amplifying circuits inspired by electronics and biology. *Nat Commun* 2020, 11 (1), 1568.
28. Ni, Z.; Qiu, H.; Guo, W., Electrically Tunable Ion Selectivity of Charged Nanopores. *The Journal of Physical Chemistry C* 2018, 122 (51), 29380-29385.
29. Cao, E.; Cain, D.; Silva, S.; Siwy, Z. S., Ion Concentration Polarization Tunes Interpore Interactions and Transport Properties of Nanopore Arrays. *Adv Funct Mater* n/a (n/a), 2312646.
30. Liu, S.; Zhang, X.; Yang, Y.; Hu, N., Ion Transport in Multi-Nanochannels Regulated by pH and Ion Concentration. *Anal Chem* 2024, 96 (14), 5648-5657.

31. Liu, Y.; Sairi, M.; Neusser, G.; Kranz, C.; Arrigan, D. W. M., Achievement of Diffusional Independence at Nanoscale Liquid–Liquid Interfaces within Arrays. *Anal Chem* 2015, 87 (11), 5486-5490.
32. Liu, Y.; Holzinger, A.; Knittel, P.; Poltorak, L.; Gamero-Quijano, A.; Rickard, W. D. A.; Walcarius, A.; Herzog, G.; Kranz, C.; Arrigan, D. W. M., Visualization of Diffusion within Nanoarrays. *Anal Chem* 2016, 88 (13), 6689-6695.
33. Green, Y.; Abu-Rjal, R.; Eshel, R., Electrical Resistance of Nanochannel-Microchannel Systems: An Exact Solution. *Physical Review Applied* 2020, 14 (1), 014075.
34. Kwok, H.; Briggs, K.; Tabard-Cossa, V., Nanopore Fabrication by Controlled Dielectric Breakdown. *Plos One* 2014, 9 (3).
35. Yanagi, I.; Fujisaki, K.; Hamamura, H.; Takeda, K., Thickness-dependent dielectric breakdown and nanopore creation on sub-10-nm-thick SiN membranes in solution. *J Appl Phys* 2017, 121 (4).
36. Hall, J. E., Access Resistance of a Small Circular Pore. *J. Gen. Physiol.* 1975, 66, 531.
37. Smeets, R. M. M.; Keyser, U. F.; Krapf, D.; Wu, M. Y.; Dekker, N. H.; Dekker, C., Salt dependence of ion transport and DNA translocation through solid-state nanopores. *Nano Lett* 2006, 6 (1), 89-95.
38. Melnikov, D. V.; Hulings, Z. K.; Gracheva, M. E., Concentration Polarization, Surface Charge, and Ionic Current Blockade in Nanopores. *The Journal of Physical Chemistry C* 2020, 124 (36), 19802-19808.
39. Vlassiouk, I.; Siwy, Z. S., Nanofluidic Diode. *Nano Lett.* 2007, 7, 552.

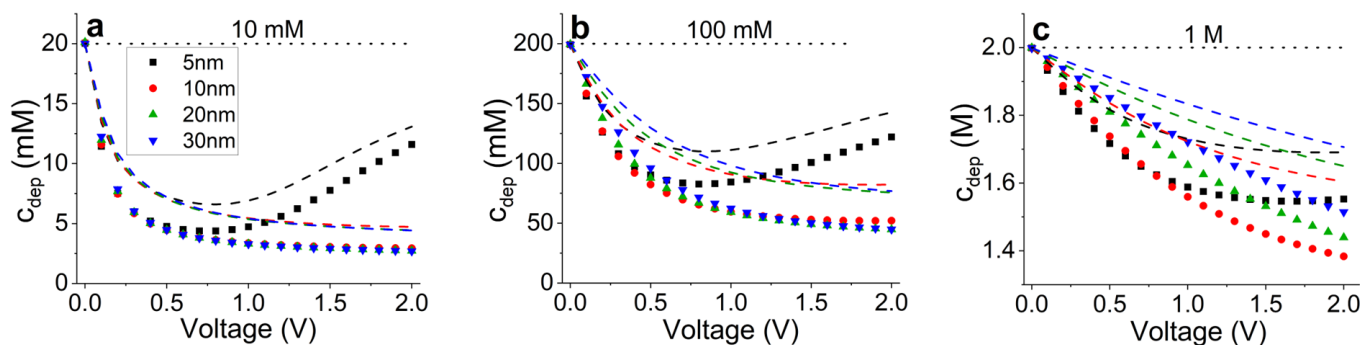
## Figures used in the abstract



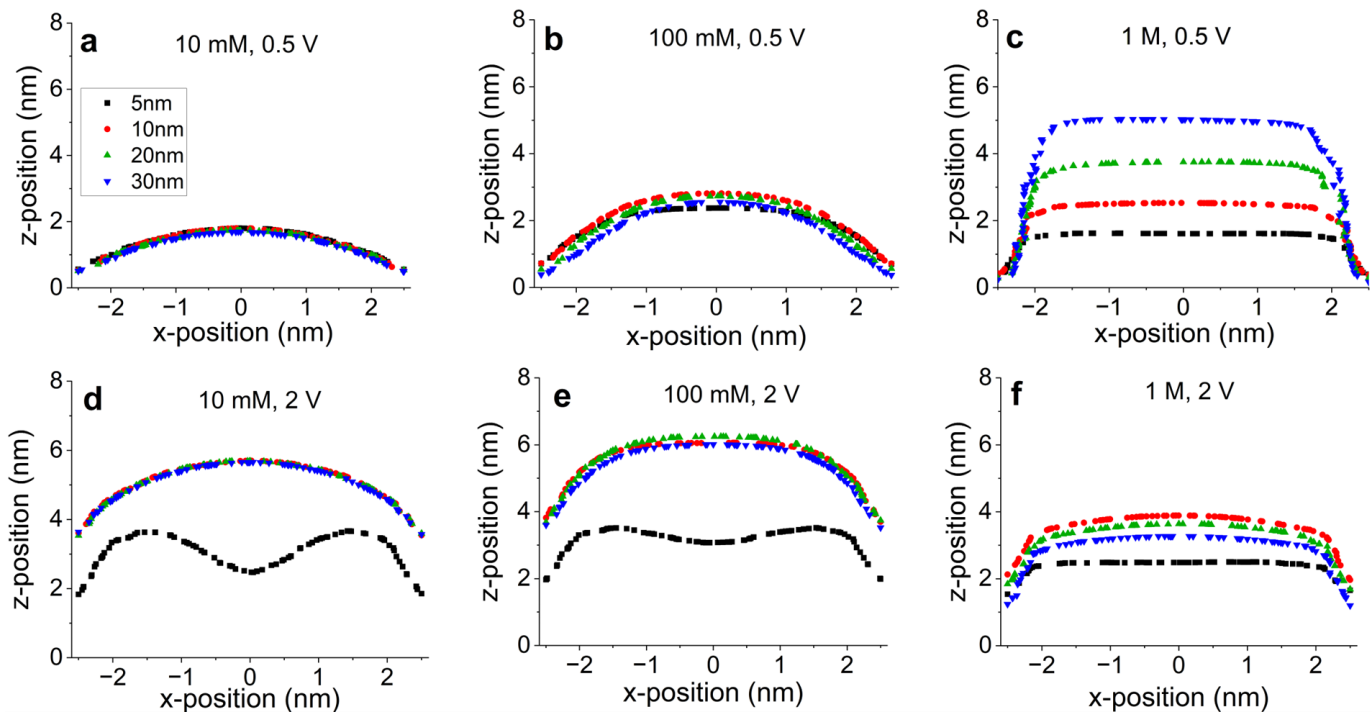
**Figure 1** : Scheme 1: Geometrical setup for nanopore array modeling. Cylindrical reservoirs of 0.5  $\mu\text{m}$  radius and 0.5  $\mu\text{m}$  height are connected with a membrane containing a single nanopore or 3-nanopore array with the pore-to-pore distance set to 15 nm. The nanopore dia



**Figure 2 :** Figure 1. Ionic depletion caused by ion concentration polarization in single nanopores (a-h) and in nanopore arrays with 3 pores (i-p) in 100 mM bulk KCl concentration as a function of pore length and voltage. Results for 5, 10, 20 and 30 nm long pores are



**Figure 3 :** Figure 2. The total ionic concentration, called  $c_{dep}$ , in the middle of single nanopores (dashed lines) and the middle of the center pore in the arrays (symbols) as a function of pore length and voltage. This graph shows concentrations at the vertical dash



**Figure 4** : Figure 5. Contours of the position in the xz-plane inside the pore where the total ionic concentration reaches 95% of the bulk total concentration.  $x = 0$  nm indicates the middle of the center pore in 3-nanopore arrays of all lengths. The y-axis indicates