


Structural Analyses on 3D Printed Objects Made of Experimentally Characterized Materials

Mechanical characterization of materials printed using different settings: from experimental to numerical validation

R. Sinatra, S. Cagliari, G. Petrone
BE CAE & Test S.r.l., Catania, Italy.



Abstract

Additive manufacturing (AM) significantly affects the mechanical strength of printed parts depending on the specific 3D printing process used.

The goal of this activity is to assess the **mechanical behaviour** of specimens printed with different parameters, like **infill density** and outer layers, and to **develop numerical models** in COMSOL Multiphysics® for structural analysis.

Our workflow included: printing specimens, conducting tensile and bending tests, performing numerical-experimental validation of the model.

Modeling and simulations have been carried out using the Structural Mechanics Module in COMSOL Multiphysics®. The non-linear elastic material model and a plasticity model with a hardening function were used due to non-linear stress-strain relationships.

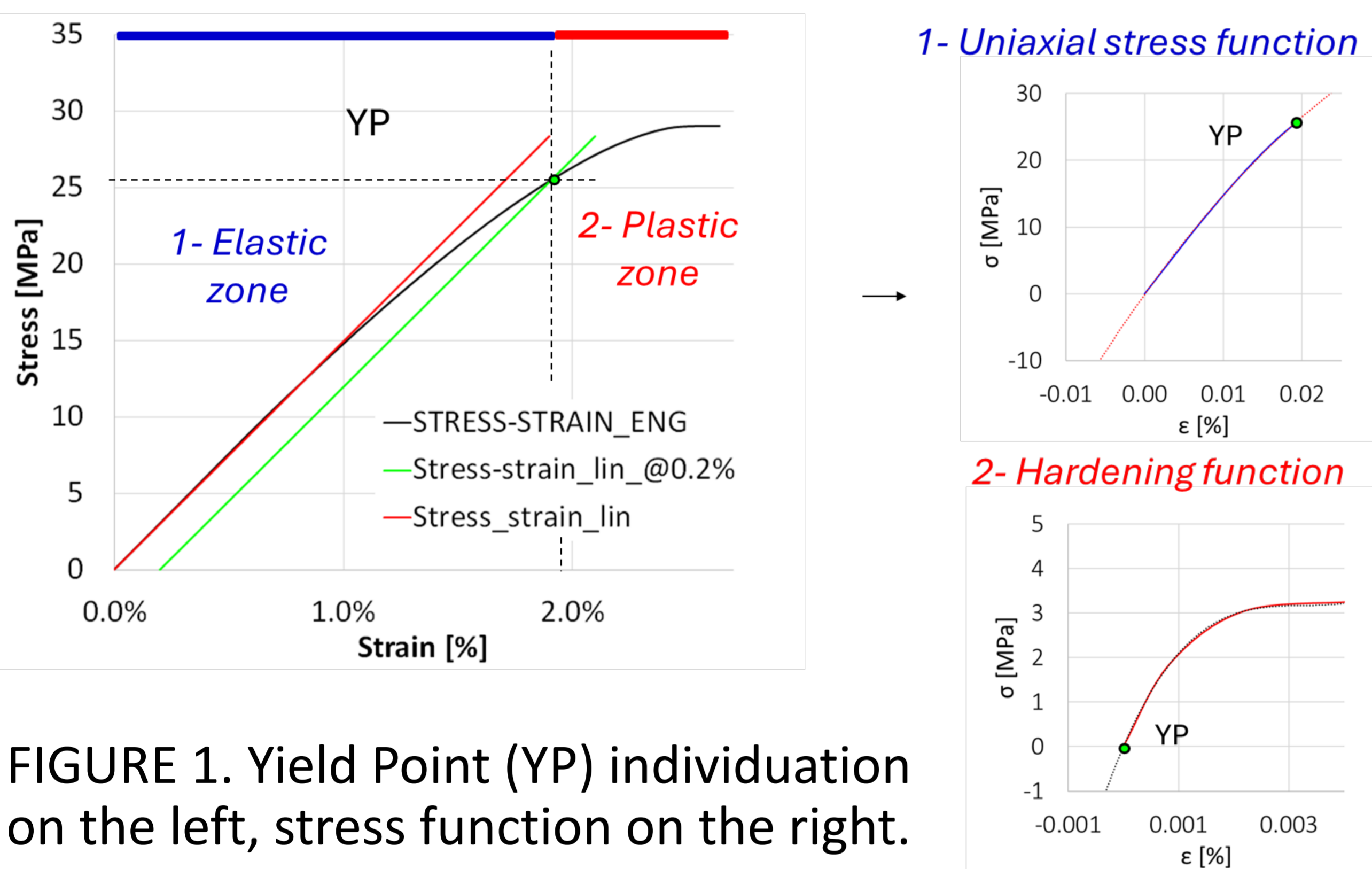


FIGURE 1. Yield Point (YP) individuation on the left, stress function on the right.

Methods

- Standard test specimens (ISO 527-1-2) were printed for mechanical testing with three infill grades: **100%**, **75%**, and **25%**. Test performed:
 - Tensile test** at 1-5 [mm/min] and 50 [mm/min].
 - Bending test** at 2 [mm/min] and 50 [mm/min].
- Number of specimens: 10 per test.
- The tensile test allowed to identify the **YP** and the **Stress function** used to characterize materials in the model. **NUM-EXP validation** was carried out for tensile and bending tests.

Results

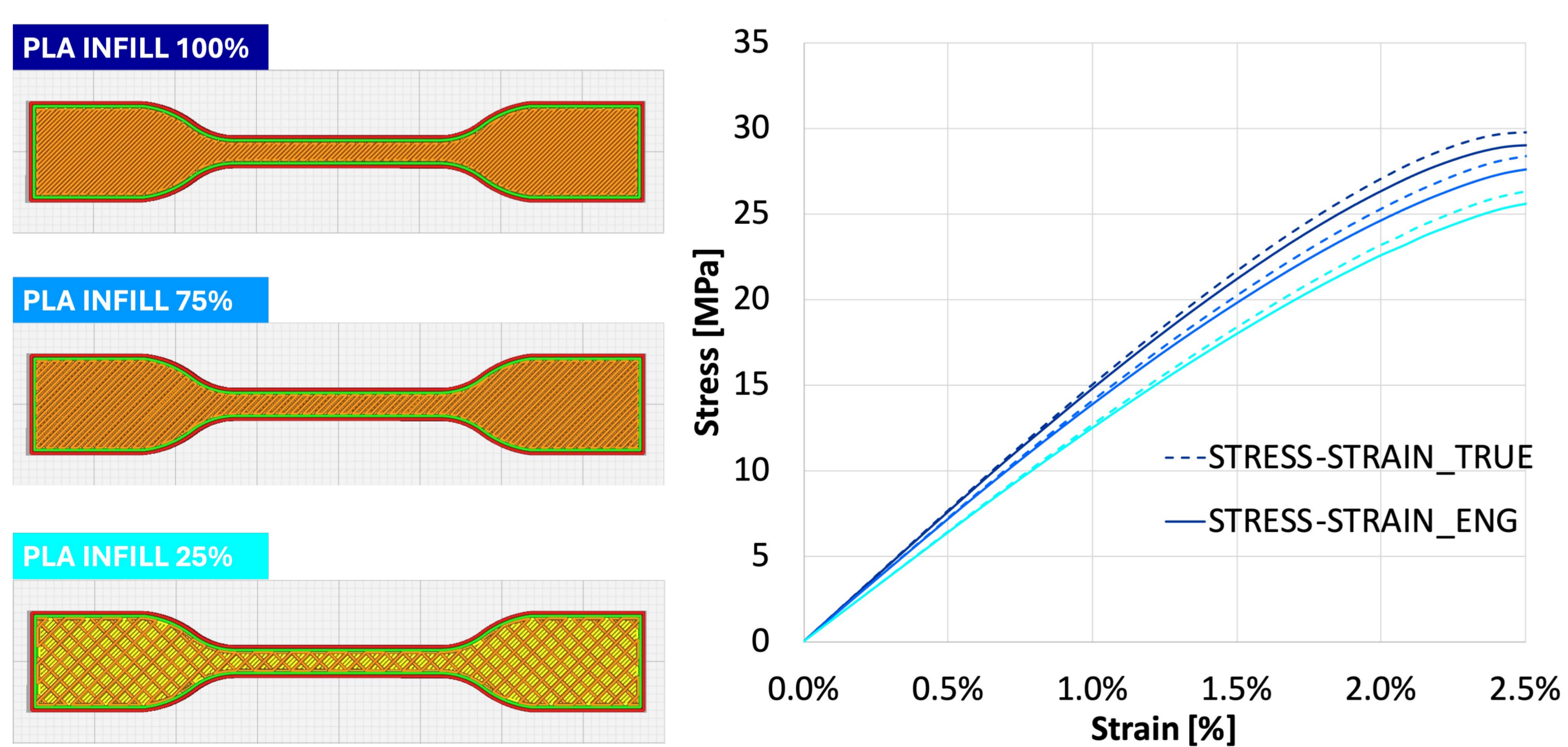


FIGURE 2. Average experimental stress-strain curves at different infill grades.

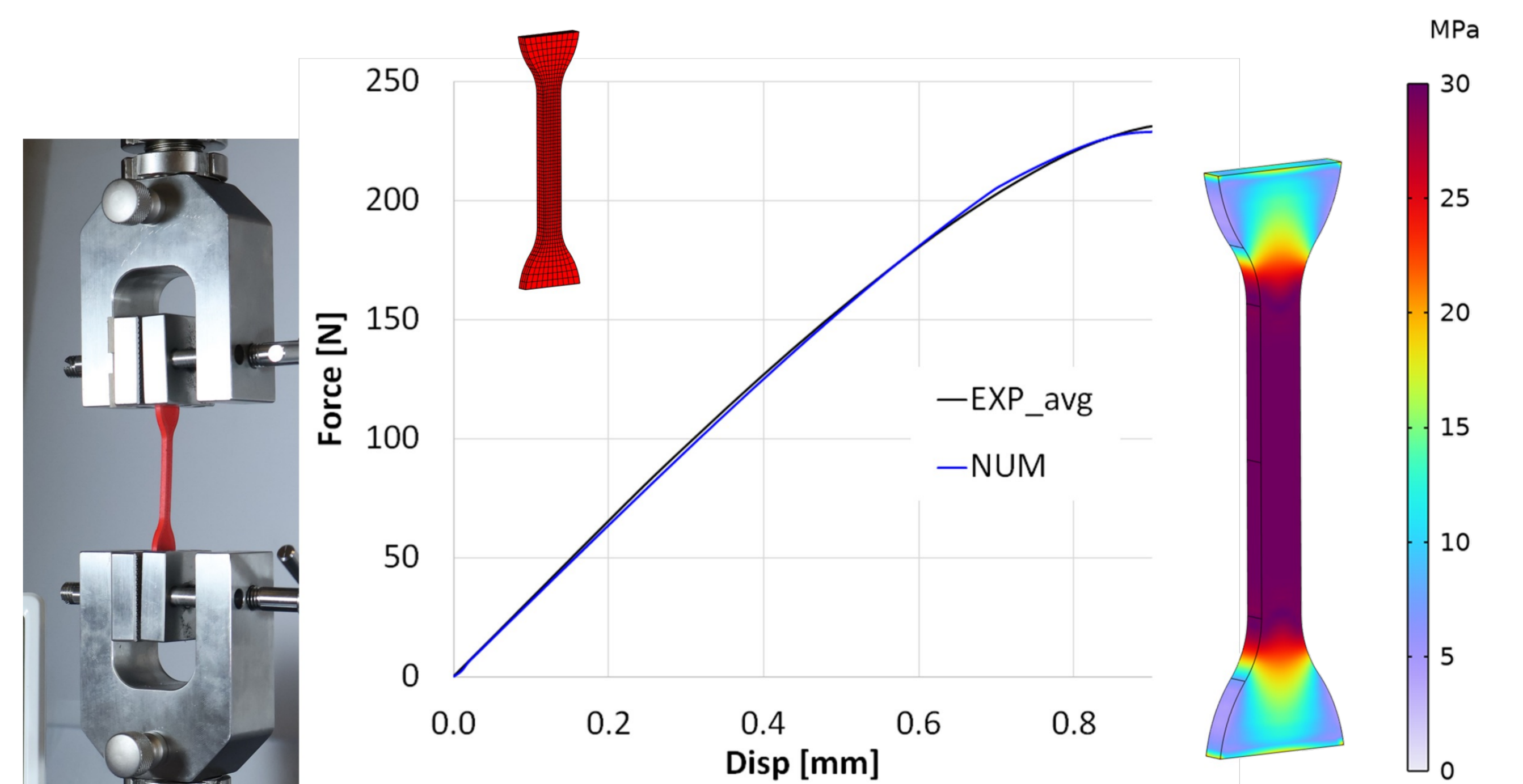


FIGURE 3. NUM Vs EXP comparison between Force/Displacement curves (PLA 100%).

REFERENCES

- Standard UNI ISO 527 1-2.
- COMSOL, Structural Mechanics Module.

